

**MANUAL STUDENTI → GOOGLE CLASSROOM**



**Google Classroom**

Ky manual do jundihmoje ne aksesimine Google Classroom ne universitet apo ne shtepi.

Paraprakisht, hapninje web browser sipsh Google Chrome.



Kur tekeniaksesuar Chrome, thjeshtkerkoni per "Google Classroom". Ne menyre alternative, klikonilinkun me poshtedhe do judrejtoje direct atje.

<https://www.classroom.google.com>



google classroom



Ju do tejeni ne njefaqete re dhe do teshihnidickatengjashme me kete. Klikoni "Go to

Classroom helps students and teachers organize assignments, boost collaboration, and foster better communication.

Go to Classroom

Having trouble signing into Classroom? [Get tips and help here.](#)

Do jukerkohettelogohenitekllogariaj uaj e Google Classroom

Do vendosniemailin me domain-in e universitetitprajo emailintuaj personal prshemermbiemer@student.umb.edu.al

Pasitevendosniemailin do juduhettevendosninjepassword. Nese do e ndryshonipasswordindherastis genuk e mbani mend do duhettekontaktinisupportinict.c  
[enter@umb.edu.al](mailto:enter@umb.edu.al) per teresetuarpaswordindhetjupajisin me nje password teri.



Sign in

Use your Google Account

Email or phone

[Forgot email?](#)

Not your computer? Use Guest mode to sign in privately.

[Learn more](#)

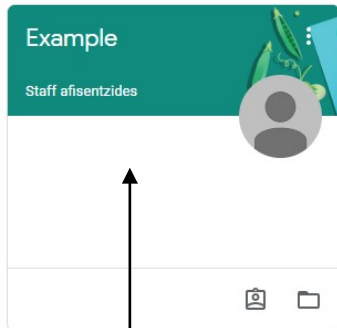
[Create account](#)

Next



Ne momentin qelogoheni, do tegjendeni ne faqen e shfaqur meposhte, kumund teshikonite gjithet klasat pjese e tecilave juenipjesemarres.

Google Classroom



Studenti konkretisht shprehesev etem e 1 klase/lende. Ketu mund teshikoni emertimin e lendes dhe pedagogun e lendes.

Nese jueshtekerkuarte behenipjese e njeklase/lende, thjesht klikoni ikonon plus lartne te djathte cilajudrejton te vendosnikodin e klases/lendes. Ky kod duhet t'u dergohet nje pedagogu i lendes.

Pasite klikoni kodin e klases apo njeklase qe jeni bere pjese duke pranuar ftesen, do tegjendeni te seksioni **STREAM**. Ketu do tem und teshihni cdo post apo material qe ka ofruar pedagogu juaj. Gjithashtu ne temajte do teshihni **Upcoming** prategjithadetyrat qe do juduhet te dorezoni brenda afatit te percaktuar. Per te pare detyren, thjesht klikoni ne te.

Postimi i pare i shfaqur tek stream eshtenjedetyre e cila eshtengarkuar tek seksioni i dyte **CLASSWORK**, dhe postimi i dyte eshtethjesht nje jofitim me nje material bashkelidhur.

Example

Stream Classwork People



Upcoming

Woohoo, no work due in soon!

View all




Staff afisentzides posted a new assignment: Example Assignment  
13 Mar (Edited 09:01)



Staff afisentzides  
12 Mar

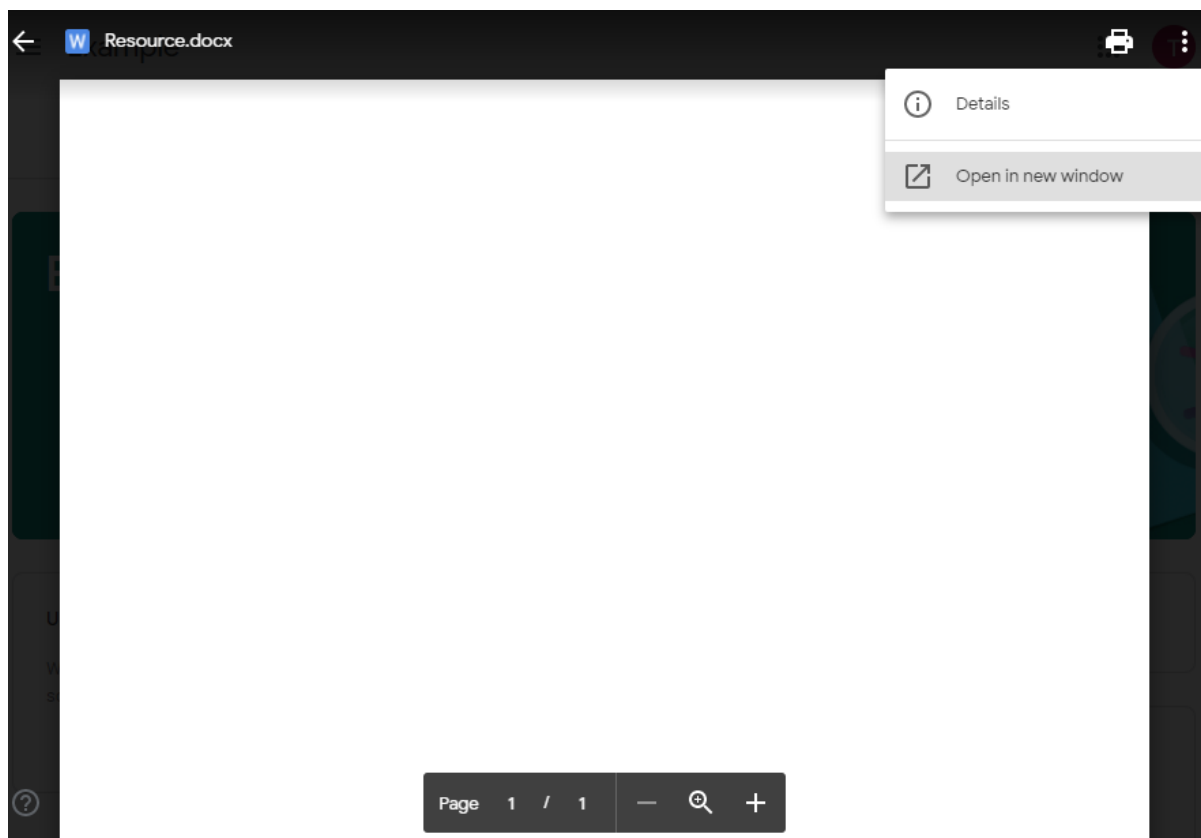
This is an example post. Look at the attached document.



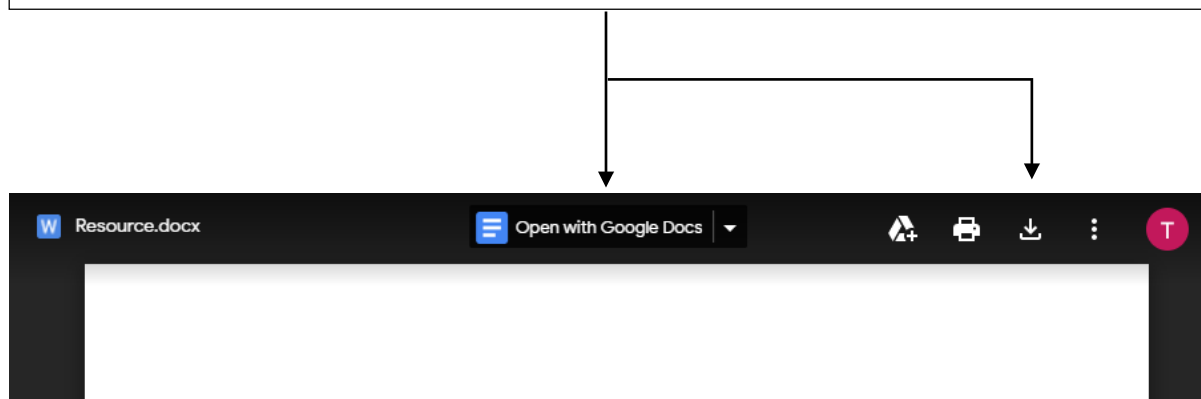
Resource.docx  
Word



Neseju klikonimbinje attachment/bashkelidhjeosenje material teofruar,dotesfaqet ne tenjejtenfaqedhenukmundteeditohetngaaty. Per teedituarmaterialin apo shkarkuar/kopjuarfilen, do duhetqeteklikoni **trepikat** ne qoshen e djathtelart,dheteklikoni **Open in new window**.



Do hapetnjedritare e re ku do tekenimundesiteeditoni duke perdorur Google Docs, osekeniopsionin per ta shkarkuarneseeshte e nevojshme.Cdoeditim apo ndryshim I bere ne document duke perdorur Google Docs do ruhetautomatikisht sin je kopje personale ne Google Drive-n tuaj.





Tek seksioni I dyte **Classwork**, dotemund teshikonico material /detyre/leksion/provim/link/youtuve video etjtevendosur ngapedagogu juaj. Do jenepra ne formen e detyrave. Sic mund teshikoni me poshte, keminjedetyreqepretnjepergjigjenga ne . Per teklikuadetyren(assignment), Fillimisht klikonitekemertimi I detyres dhe me pas “View assignment”.

Example

Stream **Classwork** People

View your work Google Calendar Class Drive folder

Example Assignment Due Tomorrow

Posted 13 Mar (Edited 09:01) Assigned

Please complete this assignment using the attached document.

Test Student - Resource.... Word

View assignment

Pasiteklikonitek assignment/detyra, do teshihnidickatengjashmesimeposhte. Ne temajte do tem und teshikoniemertimin e detyres/assignment, Pedagoguqe e ka vendosurdhecdoinstrukSIONqenaofrohetlidhur me detyren.

Example

Due Tomorrow

**Example Assignment** 100 points

Staff afisentzides 13 Mar (Edited 09:01)

Please complete this assignment using the attached document.

Class comments

Your work Assigned

Test Student - Res... Word

+ Add or create

Hand in

Ne tedjathte do temund teshikonico attachments/bashkelidhjetefruardheopsionin per tekrijuar apo per te bashkengjitur file/pergjigje per tiderguarlidhur me detyrenperkatese. File I ofruarmundte jete qoftenje material per tuperdorursi reference ose template kujumund ta plotesoni. Ju mundteperdorniinstruksionet e faqes se meparshme per ta aksesuar.

Duke klikuar “Add or create”, do tekeniopsioninose tekrijoninje document teri duke perdorurGoogle Docs ose tengarkojmenje file qe ne duam. Sapotengarkonipergjigjetprafilin ,thjeshtklikoni “Hand in”ose “Turn in”, atehere do tedergohetdhepedagogu juaj do temund ta aksesojte ate.Duke u kthyerserishttekkjofaqe, do temund teshihnidokomentqepedagogu juaj ka lene per ju. Pedagogumundtjuarikthejepergjigjen per te berecdokorrigjimtemundshemperpara se ta ridorezoni .